MANUAL 1

14229 1/700 USS YORKTOWN CV-5 'Battle of Midway'

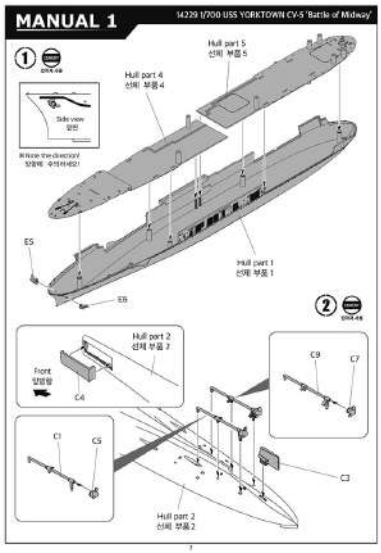

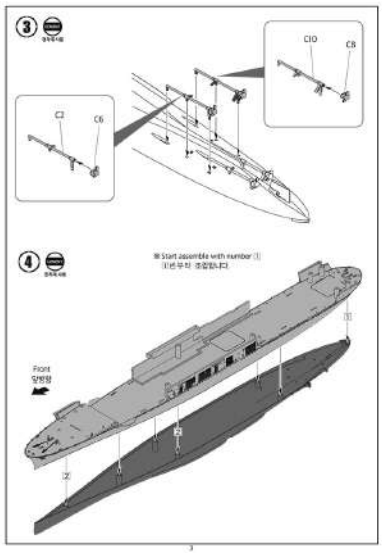

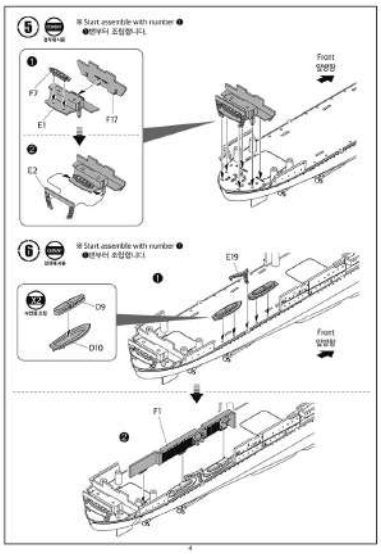

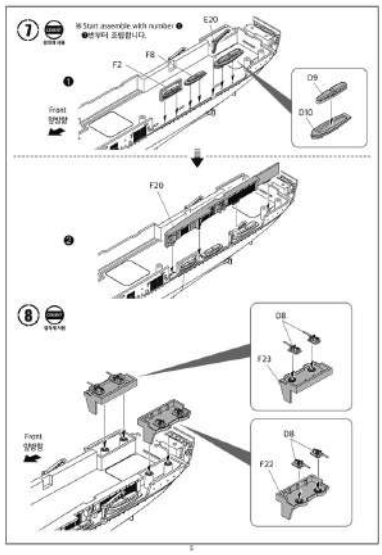

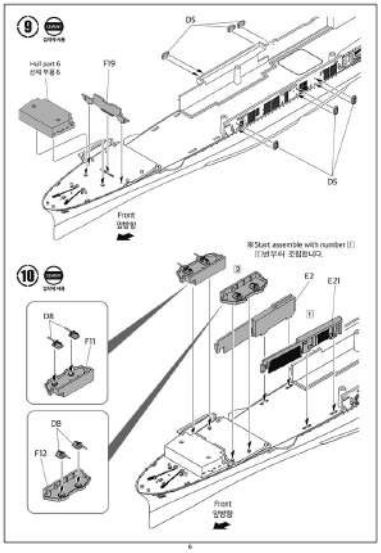

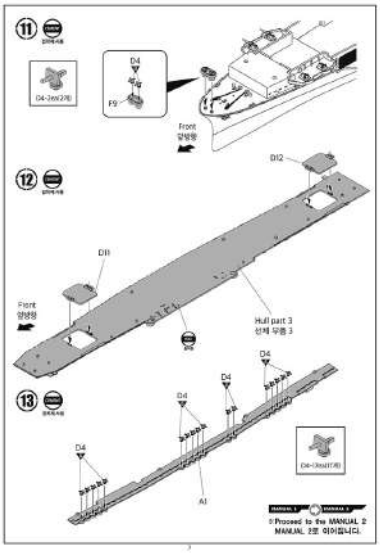

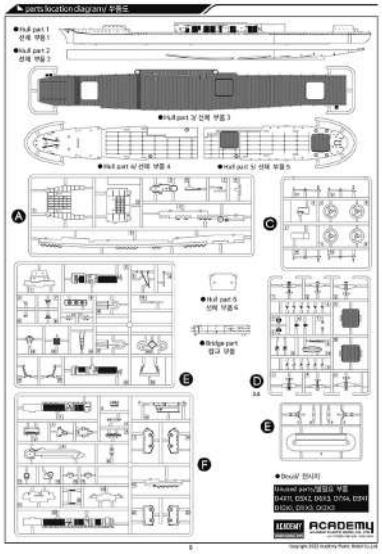

Copyright 2022 Academy Plastic Model Co.,Ltd

* You can download the Instruction manual for this modeling kit from www.academy.co.kr/ 접속 후 메뉴 "고객센터 ---> "조립설명" 로 이동하여 해당 제품명을 검색하면 제공되 보면서 제작 할 수 있습니다

Warnings & cautions of these kits

조립전의 주의사항

Take care not to injure yourself while using the modeling tools to cut or trim parts.
공구를 다루어서 부상을 다치고 지울 조심 손을 다치지 않도록 주의를 기울여 주십시오

CAUTION!
-주의-

(Read this before you begin)
Study the instructions before assembling.
Check the fit of each some before assembling into place.
Paint one section at a time over open areas.
Use a sharp knife to remove parts from sprues.
Open a window or wear dust mask when installed when painting or sanding.
Put up the tools, keep the small pieces bags in safe design in advanced for little children.

(조립전의 준비)
조립을 하기 전에 먼저 설명서를 잘 읽어주세요.
조립하기 전에 먼저 조립하여 맞는지 확인하세요.
한 번에 한 색씩 칠하고 나서 조립하세요.
조립하기 전에 칼을 이용하여 부품을 떼어내세요.
조립하기 전에 먼저 조립하여 맞는지 확인하세요.
조립하기 전에 먼저 조립하여 맞는지 확인하세요.
어린 아이들 보는 데서 조립하지 마세요. 작은 부품 등은 어린이 손에 닿지 않도록 보관하세요.
조립 중 보관 방법을 주의하여 보관하세요. 조립 중 보관 방법을 주의하여 보관하세요.

PAINT INDEX

	Humbrol		Gunze Color			Gunze / Model Master		Revell		Tamiya		Art Hobby Gallery	MAN-COLOR
	Enamel	Acryl	Japanese Military Color	M. Color	Gloss Coat	Enamel	Acryl	Enamel	Acryl	Gloss Coat	Matt Acr.		
LIGHT GRAY FUSELAGE	125	135	H305	316	UA625	122	4128	32314	32314	303		30011	#001 (.08L)
LIGHT GRAY FUSELAGE			H308	318	UA629					1873 (H3)		30016	#003 (.08L)
GRAPHITE GY			H5			2202				301	12		0.01(1/3) 블랙
BLACK/BLUE PAINT	15	15	H15	3	UA625					1501+1502		30012	0.1블랙
DECK BLUE FUSELAGE			H304+5	306	UA626					307		30013	0.1블랙
OTHER	53	53	H38	38	UC34	1766	4400	3.208	32707	353	71	7146	시멘
DEEP BLUE BLACK FUSELAGE	144		H36	304	UA645	1324	4144			301		30014	0.1블랙+0.1블루 섞음
HULL BLUE	147		H37	29	UC31					302	33	30.35	0.1블루
FLAT BLACK	34	34	H12	33	UC002	1360	4198	3.206	32108	350	21	7.06	0.1블랙+0.1블루
GOLD	16	16	H60	4	UC15	1366	4147	3.2961	32190	1882	86	30.03	금박
SILVER	11	11	H48	8	UC14	1364	4128	3.2961	32107	1857	12	30	은박

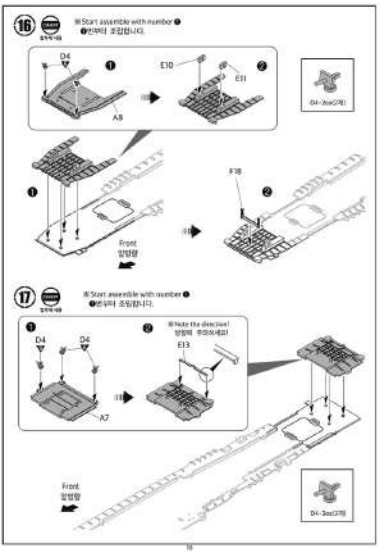
16
※Start assemble with number ❶
❶번부터 조립합니다.
D4
E10
E11
A8
D4-2ea(2개)
F18
Front
앞방향
17
※Start assemble with number ❶
❶번부터 조립합니다.
D4
D4
A7
※Note the direction!
방향에 주의하세요!
E13
Front
앞방향
D4-3ea(3개)

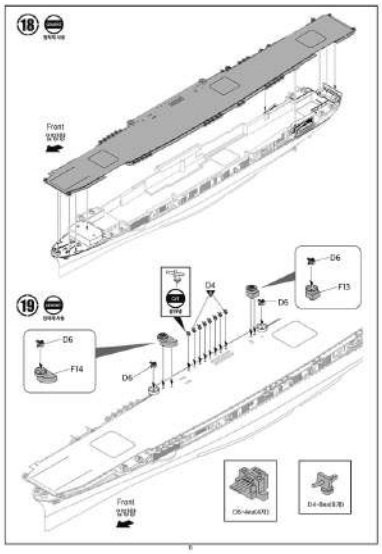
18
Front
앞방향
19
D6
F14
D4
D6
D6
F13
Front
앞방향
D6-4ea(4개)
D4-8ea(8개)

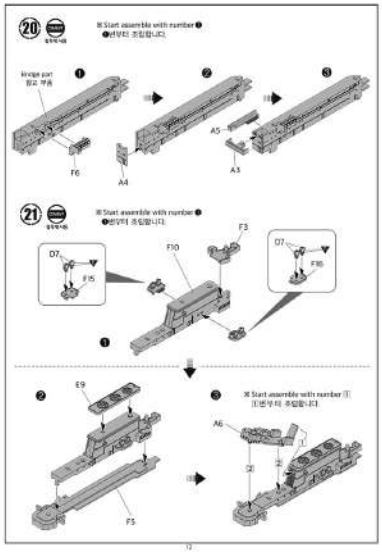
20
※Start assemble with number ❶
❶번부터 조립합니다.
Hinge part
힘고 부품
F6
A4
A5
A3
21
※Start assemble with number ❶
❶번부터 조립합니다.
D7
F15
F10
F3
D7
F16
E9
F5
※Start assemble with number ①
①번부터 조립합니다.
A6
D1

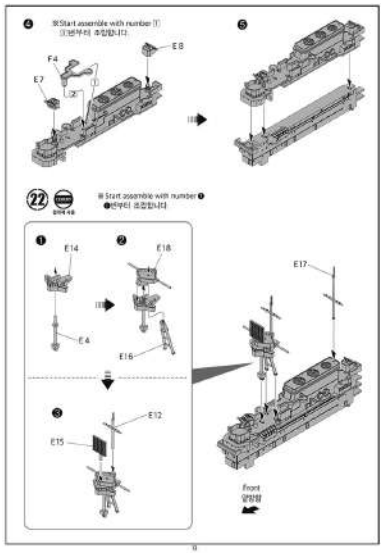
※Start assemble with number ①
①번부터 조립합니다.
F4
E7
E8
22
※Start assemble with number ❶
❶번부터 조립합니다.
E14
E4
E18
E16
E12
E15
E17
Front
앞방향

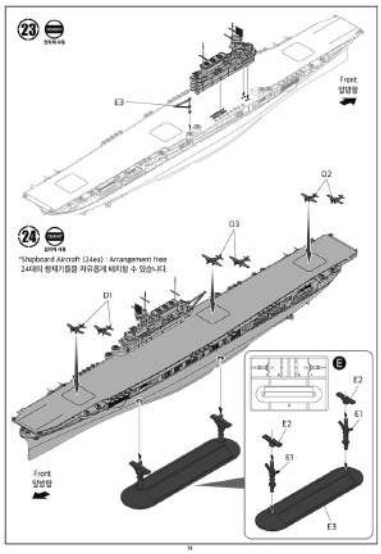
23
Front
24
*Shipboard Aircraft (14ea) - Arrangement free
244대의 항재기들을 자유롭게 배치할 수 있습니다.
D1
D2
D3
E1
E2
E3
Front

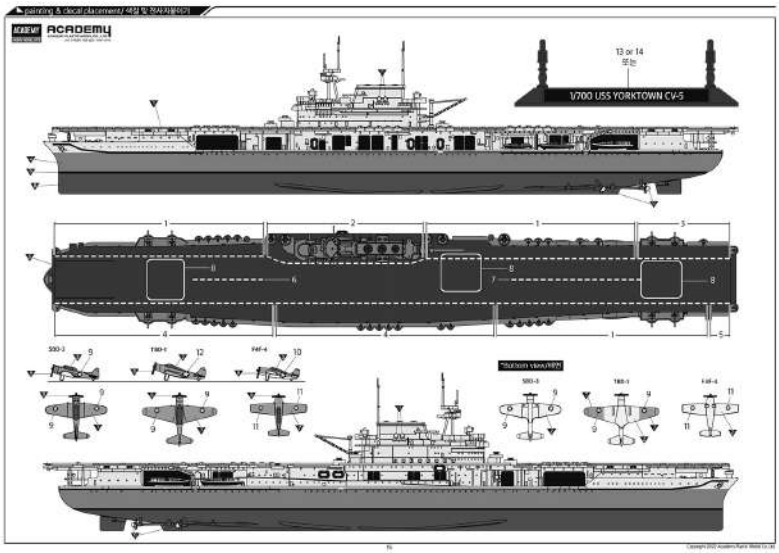
painting & decal placement / 색상 및 데칼 배치도
ACADEMY
13 or 14
또는
1/700 USS YORKTOWN CV-5
SBD-3
TBD-1
F4F-4
*Bottom view/바닥

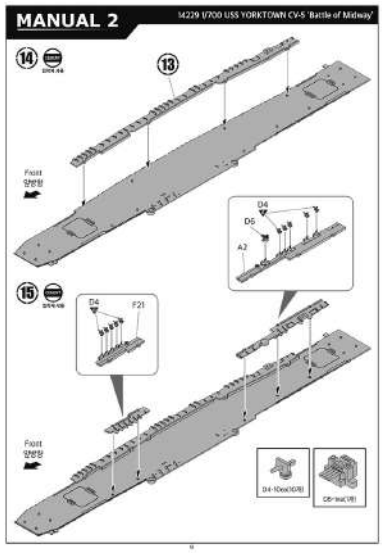
MANUAL 2
14229 1/700 USS YORKTOWN CV-5 'Battle of Midway'
14
13
Front
D4
D5
A2
15
D4
F21
Front
D4-10ea(D1/B)
C8-1ea(C8)